



POSTGRADUATE PROGRAMMES



5 STARS
IN 6 CATEGORIES

Teaching | Academic Development | Employability
Facilities | Inclusiveness | Specialist Criteria (see URL)

POSTGRADUATE PROGRAMMES

MASTER OF BUSINESS ADMINISTRATION

3P17/BPPIB/04/14/7/0583/ 03/50, (MQ2/A11032)

DURATION

Full time: 1 year
Part time: 2 years

INTAKE

January / June / November

SCHOLARSHIP/AID

Available

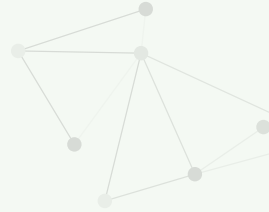
Mode

Coursework

PROGRAMME MODULES

Core Modules

- Financial Management
- Managing Change and Innovation
- Business Analytics
- Operations Management
- Managerial Economics
- Marketing Management
- Research Methodology
- Organisational Management
- Strategic Management
- Managerial Accounting
- Project Paper
- Ethics and Business Law



MASTER OF BUSINESS ADMINISTRATION (MARKETING)

3P17/BMP (0330407/12503, 04/30, (MQ2/A11031)

DURATION

Full time: 1 year
Part time: 2 years

INTAKE

January / June / November

SCHOLARSHIP/AID

Available

Mode

Coursework

PROGRAMME MODULES

Core Modules

- Financial Management
- Ethics and Business Law
- Project Paper
- Research Methodology
- Strategic Management

Specialisation Modules

- Consumer Behaviour
- International Marketing
- Marketing Management
- Marketing Channels
- International Logistics

Elective Modules

- Organisational Management
- Managerial Economics
- Operations Management



Master of Administration (MBA)

SUMMARY OF ENTRY REQUIREMENTS

MBA

MBA (Marketing)

MBA (Banking and Finance)

MBA (Human Resource Management)

POSTGRADUATE PROGRAMMES

MASTER OF BUSINESS ADMINISTRATION (BANKING AND FINANCE)

3PT/BRP/23/04/47/0151 04/20, (MQA/A10330)

DURATION

Full time: 1 year
Part time: 2 years

INTAKE

January / June / November

SCHOLARSHIP/AID

Available

Mode

Coursework

PROGRAMME MODULES

Core Modules

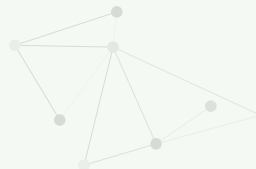
- Research Methodology
- Financial Management
- Strategic Management
- Ethics and Business Law
- Project Paper

Specialisation Modules

- Corporate and Finance
- Managerial Economics
- Managerial Accounting
- Investments
- Banking and Development

Elective Modules

- Organisational Management
- Operations Management
- Marketing Management



MASTER OF BUSINESS ADMINISTRATION (HUMAN RESOURCE MANAGEMENT)

3PT/BRP/22/04/47/0035/0828, (MQA/F42981)

DURATION

Full time: 1 year
Part time: 2 years

INTAKE

January / June / November

SCHOLARSHIP/AID

Available

Mode

Coursework

PROGRAMME MODULES

Core Modules

- Financial Management
- Organisational Management
- Managerial Accounting
- Marketing Management
- Research Methodology
- Strategic Management
- Ethics and Business Law
- Project Paper

Specialisation Modules

- Safety and Health Management
- Human Resource Development
- Industrial Relations Management
- Strategic HRM



BACHELOR'S DEGREE
(LEVEL 6, MQF) IN A
RELATED FIELD

- Pass with a minimum CGPA of 2.50; or
- Pass with a minimum CGPA of 2.00-2.50 may require an internal assessment; or

BACHELOR'S DEGREE
(LEVEL 6, MQF) IN A
NON-RELATED FIELD

- Pass with a minimum CGPA of 2.00 with relevant working experiences may require an internal assessment; or
- Pass with a minimum CGPA of 2.00 and without relevant working experience, may require to pass prerequisite courses

POSTGRADUATE PROGRAMMES

MASTER IN BUSINESS MANAGEMENT

3PT/BBP (N/04147/0121) 12/28, (MQA/PA16998)

DURATION

Full time
Minimum: 1 Year
Maximum: 2 Years

Part time
Minimum: 1 Year & 8 Months
Maximum: 4 Years

INTAKE

January / June / November

SCHOLARSHIP/AID

Available

Mode

Mixed

PROGRAMME MODULES

Core Modules

- Business Research Methods & Analytics
- Sustainable Human Resource Development
- Organisational Theory and Design
- Organisational management
- Creativity and Innovation in Entrepreneurship
- Leadership
- Dissertation



SUMMARY OF ENTRY REQUIREMENTS

Master in Business Management

3PT/BBP (N/04147/0121) 12/28, (MQA/PA16998)

BACHELOR'S DEGREE (LEVEL 6, MQF) IN A RELATED FIELD

- Pass with a minimum CGPA of 2.75, as accepted by the Higher Education Provider (HEP) Senate; or
- Pass with CGPA of 2.50-2.75 may require an internal assessment; or
- Pass with CGPA of 2.00 -2.50 may require a minimum of 5 years relevant working experience and internal assessment

BACHELOR'S DEGREE (LEVEL 6, MQF) IN A NON-RELATED FIELD

- Pass with a minimum CGPA of 2.50 may require relevant working experience and internal assessment; or
- Pass with a minimum CGPA of 2.00-2.50 may require minimum of 5 years relevant working experience and internal assessment; or
- Pass with a minimum CGPA of 2.00 and without relevant working experience, may require passing prerequisite courses

POSTGRADUATE PROGRAMMES

MASTER OF EDUCATION

3P1/BPP(N/0113/7/0009) 12/28, (MQA/PA17052)

DURATION

Full time: 1 year

Part time: 1 year & 6 months

INTAKE

January / June / November

SCHOLARSHIP/AID

Available

Mode

Coursework

MASTER OF ARTS IN EDUCATION

3P1/BPP(N/0113/7/0011) 07/31, (MQA/PA17462)

DURATION

Full time: 2 years

INTAKE

January / July

SCHOLARSHIP/AID

Available

Mode

Coursework

PROGRAMME MODULES

Core Modules

- Diversity in Education
- Critical Thinking in Education
- Curriculum Design and Development
- Research Methods in Education
- Models and Strategies of Teaching
- Psychology of Learning and Teaching
- Assessment and Evaluation
- Technology in Education
- Educational Management and Leadership

Masters Project

Elective Modules (choose any two)

- Statistics for Educational Research
- Learning and Cognition
- Differentiated Instruction
- Web-Based Learning
- Professional Development

PROGRAMME MODULES

Core Modules

- Learning and Instruction
- Curriculum Design and Development: Models and Strategies
- Research Methods in Education
- Statistics for Educational Research
- Foundation of Education: Understanding the Educational Landscape
- Assessment and Evaluation
- Educational Technology
- Educational Management and Leadership

Teaching Practicum and Masters Project

Elective Modules (optional)

- Critical Thinking in Education
- Web-based Learning
- Professional Development

SUMMARY OF ENTRY REQUIREMENTS

Master of Education

3P1/BPP(N/0113/7/0009) 12/28, (MQA/PA17052)

Master of Arts In Education

3P1/BPP(N/0113/7/0011) 07/31, (MQA/PA17462)

BACHELOR'S DEGREE (LEVEL 6, MQF) IN A RELATED FIELD

- Pass with a minimum CGPA of 2.50 ; or
- Pass with a minimum CGPA of 2.00-2.50 may require an internal assessment

BACHELOR'S DEGREE (LEVEL 6, MQF) IN A NON-RELATED FIELD

- A Bachelor's degree (Level 6, MQF) in non-related fields with 5 years relevant working experience, may require an internal assessment; or
- A Bachelor's degree (Level 6, MQF) in non-related fields and without working experience may require passing prerequisite course(s)

POSTGRADUATE PROGRAMMES

MASTER OF INFORMATION TECHNOLOGY

3P1/BPP/N/452/7/0173, 1026, (MQA/PA1505)

DURATION

Full time:
Minimum 2 years

Part time:
Minimum 3 years

INTAKE

All year-round

SCHOLARSHIP/AID

Available

Mode

Research

PROGRAMME MODULES

Core Modules

- Research Methodology and Statistics

Prerequisite Modules (Optional*)

- Python Programming
- Machine Learning

* Candidates without qualifications in the related fields or relevant working experience must undergo appropriate prerequisite modules.

SUMMARY OF ENTRY REQUIREMENTS

BACHELOR'S DEGREE
(LEVEL 6, MQF) IN A
RELATED FIELD

- Pass with a minimum CGPA of 3.00; or
- Pass with a minimum CGPA of 2.00 may require an internal assessment

BACHELOR'S DEGREE
(LEVEL 6, MQF) IN A
NON-RELATED FIELD

- Pass with a minimum CGPA of 2.50 and relevant working experience may require an internal assessment; or
- Pass with a minimum CGPA of 2.50 without relevant working experience may require to fulfil prerequisite courses

International applicants are required to fulfil a minimum score of 6.0 (IELTS), 8.5 (ESS Online) / 60 (IBT) (TOEFL), 59 (Pearson), 169 (Linguaskill), 250 (OET), 109 (ELS), and Band 4.0 (MUET).

MASTER OF APPLIED SCIENCES

3P1/BPP/R/0500/7/0006, 0426, (MQA/PA111)

DURATION

Full time:
Minimum 2 years

Part time:
Minimum 3 years

INTAKE

All year-round

SCHOLARSHIP/AID

Available

Mode

Research

PROGRAMME MODULES

Core Modules

- Research Methodology and Statistics

SUMMARY OF ENTRY REQUIREMENTS

BACHELOR'S DEGREE
(LEVEL 6, MQF) IN A RELATED
FIELD

- Pass with a minimum CGPA of 2.75; or
- Pass with CGPA of 2.50 - 2.75, may require an internal assessment; or
- Pass with CGPA below 2.50 may require a minimum 5 years of working experience in a relevant field

POSTGRADUATE PROGRAMMES

DOCTOR OF PHILOSOPHY IN MANAGEMENT

3P7/BPP (N/04/14/0012), 06/50, (MQA/PA1629)

DURATION

Full time:
Minimum 3 years

Part time:
Minimum 4 years

INTAKE

All year-round

SCHOLARSHIP/AID

Available

Mode

Research

PROGRAMME MODULES

Core Modules · Research Methodology

SUMMARY OF ENTRY REQUIREMENTS

MASTER'S DEGREE (LEVEL 7, MQF)

- A Master's degree (Level 7, MQF) in related fields; or
- A Master's degree (Level 7, MQF) in non-related fields may require relevant working experience and an internal assessment; or
- A Master's degree (Level 7, MQF) in non-related fields and without relevant working experience, may require passing prerequisite courses

DIRECT ADMISSION FROM BACHELOR'S DEGREE (LEVEL 6, MQF)

- First class Bachelor's degree with CGPA of at least 3.67
- Will require an internal assessment and approved by Nilai University Senate

International applicants are required to fulfil a minimum score of 6.0 (IELTS), 8.5 (ESS Online) / 60 (TOEFL iBT), 59 (Pearson), 169 (Linguaskill), and Band 4.0 (MUET)

DOCTOR OF PHILOSOPHY IN EDUCATION

3P7/BPP (N/0110/0009), 06/50, (MQA/PA1636)

DURATION

Full time
Minimum: 3 years
Maximum: 6 years

Part time
Minimum: 4 years
Maximum: 8 years

INTAKE

All year-round

SCHOLARSHIP/AID

Available

Mode

Research

PROGRAMME MODULES

Core Modules

· Research Methodology

Phd Project


SUMMARY OF ENTRY REQUIREMENTS

BACHELOR'S DEGREE (LEVEL 6, MQF) IN A RELATED FIELD

- A Master's Degree in Education or related fields

MASTERS DEGREE (LEVEL 7, MQF) CANDIDATES MAY APPLY TO CONVERT TO THE DOCTORAL DEGREE

- Must show competency and capability in conducting research at PhD level
- Undergo internal assessment
- Approved by Nilai University Senate



“ Upskill and further advance your career with our postgraduate programmes ”

- Choose between full-time and part-time study options to accommodate your work schedule
- Industry-relevant and job-ready programmes and curricular
- Abundant networking opportunities with renowned lecturers, distinguished research supervisors, and industry experts

POSTGRADUATE PROGRAMMES

For more information, please contact our Education Counsellors.

Student Recruitment Department

Nilai University

Nilai University DU032006

No. 1, Persiaran Universiti, Putra Nilai,
71800 Nilai, Negeri Sembilan, Malaysia.

Tel: +606-850 5301/ 2308 | Email: study@nilai.edu.my

Malaysian Students



+6017-350 1188

International Students



+6017-381 6688

